型　名 Type Number	F9105

一般公差／General Tolerance ±0.5

尺度／Scale 2/1　単位／Unit mm



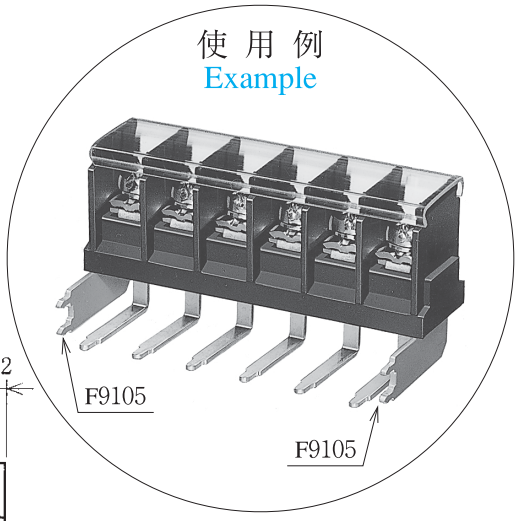

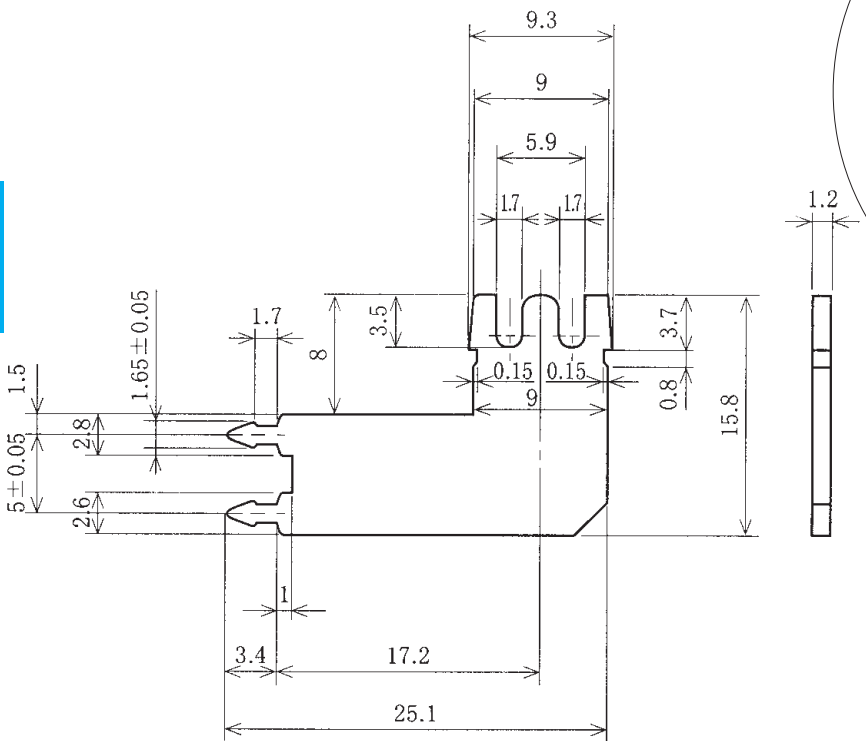

セット寸法例
Example of dimension for SET

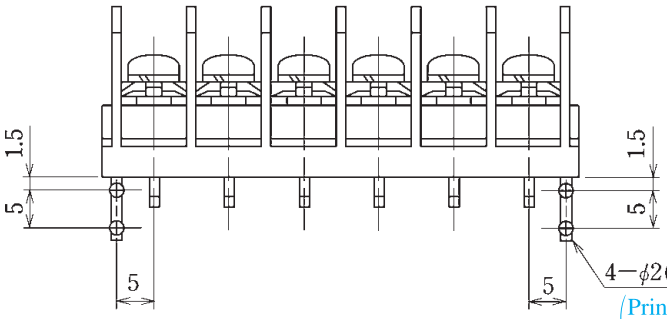

4−φ2(プリント基板推奨穴径)
(Printed board. recommended hole diameter)

左右端リード中心より補強金具中心までの距離。
Distance between center of lead at right and left end and center of on the Mounting metal fitting.

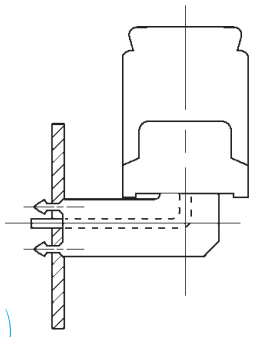

プリント基板厚1.4～2.0
Printed board : t1.4～2.0

- 注文方法：型名
- Ordering Form : Type No.
- 注意：この補強金具は F2325AX、P-1X、UF2325AX、P-1X 専用です。（挿入はフジコンにて実施致します）
- Note : This mounting metal fitting is exclusively for F2325AX, P-1X, UF2325AX, P-1X.（Insertion is executed by FJC）

■仕様／Specifications.

材　質／Material	規格／Standard	寸法／Size	処理／Treatment	備　考／Remark
黄　銅　Brass	C2680R	板　厚　t 1.2	スズメッキ Tin-Plated	